

Cibēs



NEW GENERATION HOME LIFT

CIBES – SINCE 1947

Cibes Lift Group is one of the world's largest manufacturers of low-speed lifts, with sales and distribution in more than 70 countries, and a network of 200+ certified distributors.



WHAT MAKES CIBES SPECIAL? _____

A GLOBAL SALES NETWORK





WORDS FROM OUR CEO,
PER LIDSTRÖM

One does not build a company that lasts over 70 years without an unwavering commitment to customer satisfaction. Cibes fully embraces the Scandinavian ethos of reliability, which is why we are uncompromising when it comes to the quality of our products, the elegance of our designs and our commitment to safety. From the start, our best marketing has always been our existing customers, and the 50,000 lifts we have installed around the world continue to be a driver of our success. At Cibes, we know that our happy customers are the key to our longevity, and we look forward to having you join the Cibes family!

Per Lidström

CEO, CIBES LIFT GROUP

ABOUT

CIBES LIFT GROUP IN 2022

210

MILLION EUROS
In turnover in 2022

1,560

EMPLOYEES
Across the world

70,000+

LIFTS INSTALLED
In 70+ countries

SPACE - SAVING TECHNOLOGY

NO MACHINE ROOM

Minimize civil works and able to open up on last floor without damage to roof area

ALL GLASS SHAFT

Able to do 360 glass shaft for a panoramic ride

SCREW DRIVE SYSTEM

Your lift is always attached to our screw and cannot "fall down".
Silent and energy efficient

SUPERIOR QUALITY

From our glass (laminated and tempered) to our shaft (aviation grade aluminum with premium custom powdercoat), every detail of our lift is carefully studied to offer the best quality.

TOUCH AND LIGHT

Our Cibes lifts come with full touchscreen to offer a modern design that can match any interior

PLATFORM DESIGN

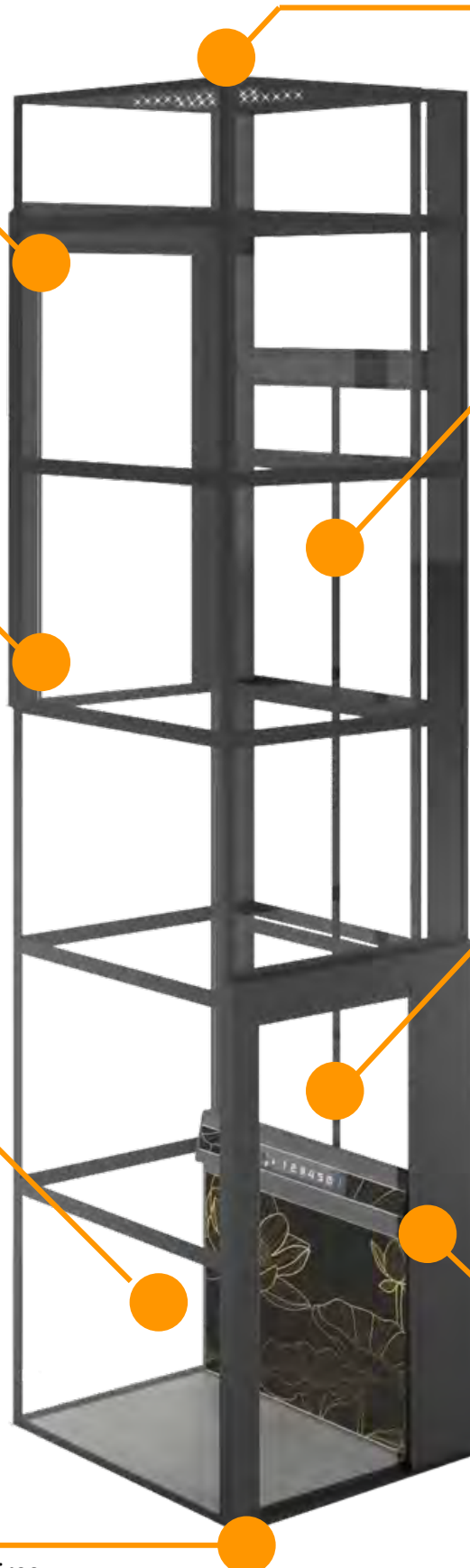
Our lifts are platform lifts, which saves space, creates a feeling of openness and avoids locking you inside a cabin.

ANTI-STUCK SYSTEM

Battery back up, reset tag on door, phone and emergency openings – we have you covered even if the worst were to happen!


NO PIT

Installing our lift is simple – it requires no pit and can be installed straight on the floor with only a 50 mm ramp



SAFETY IS IN OUR DNA

SWEDISH FOCUS ON QUALITY



SCREW DRIVE TECHNOLOGY: LIFTS THAT CANNOT “FALL DOWN”

Screw-drive technology is unique in the market in that the lifting cabin or platform is always attached to a toughened steel screw. The movement behind the “lifting” is not a pulling motion through cable or belt, but a rotation of a nut around the screw.

This revolutionary system ensures that Cibes Lift platforms and cabin cannot be “cut off” or enter freefall because of cable and brake failures. Instead, they are always connected to the steel screw that runs the length of the whole device.

Thanks to this technology, our screw drives are able to meet not only the extremely high European Safety Standards but also those of our other markets around the world, including but not limited to the USA and Australia.



HOME LIFTS

PLATFORM LIFTS

FIVE LEVELS OF CUSTOMIZATION



ELEGANCE

Simple and aesthetic with a touchscreen – elegance personified



AURORA

20+ light up design panels to choose from to perfectly match any home



GALAXY

2 laser-etched lighting options in RGBW complete with LiT shaft



ELEGANCE +

Elegance model upgraded with a high-power fan solution – ideal for outdoor



GALAXY +

Galaxy model upgraded with a high-power fan solution – ideal for outdoor



ELEGANCE



ELEGANCE PLATFORM



ELEGANCE FEATURES



Touchscreen



Dialpad
Phone



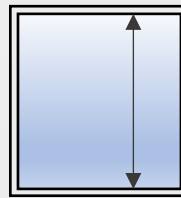
Emergency
Stop Button



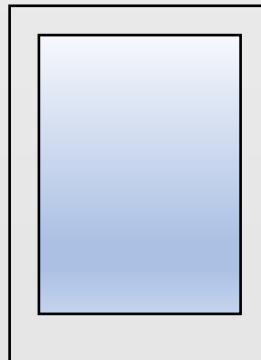
Compact
Handrail

ELEGANCE SHAFT

1000 Glass Panels



AL5 Glass Max Door



TECHNOLOGY



Screw Drive



EcoSilent




European EN81-41



AURORA

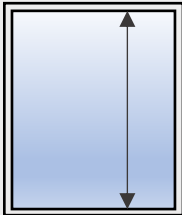


AURORA PLATFORM





AURORA SHAFT

1200 Glass Panels



AL6 Glass Max Door



AURORA FEATURES



Touchscreen




Light Up Acrylic Panel



Dialpad Phone



Emergency Stop Button



Built-In Floor Level Ind.



Compact Handrail

TECHNOLOGY



Screw Drive



EcoSilent



European EN81-41



MINERAL SERIES - SANDSTONE CANYON



MINERAL SERIES - COBALT BLUE



GEOMETRY SERIES - VERONA



GEOMETRY SERIES - YEREVAN



MINERAL SERIES - GOLDEN TOPAZ



MINERAL SERIES - EVENING AGATE



GEOMETRY SERIES - INCA



GEOMETRY SERIES - EULER



MINERAL SERIES - NOVA CLOUDS



MINERAL SERIES - CLAY PARFAIT



GEOMETRY SERIES - NEW ORLEANS



WATERCOLOR SERIES - TUSCAN SUN



MINERAL SERIES - BASILICA MARBLE



MINERAL SERIES - CINNABAR ROSE



CULTURE SERIES - LONG SPRING



CULTURE SERIES - DRAGON SEA



MINERAL SERIES - IMPERIAL BLACK



GEOMETRY SERIES - IONA



CULTURE SERIES - SEVEN ISLAND




CULTURE SERIES - PAVONA FEATHERS



20 unique light-up patterns to choose from!

GALAXY



GALAXY PLATFORM



GALAXY FEATURES



Touchscreen



Laser-Etched Design



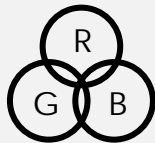
Dialpad Phone



Emergency Stop Button



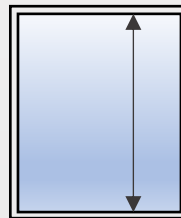
Built-In Floor Level Ind.



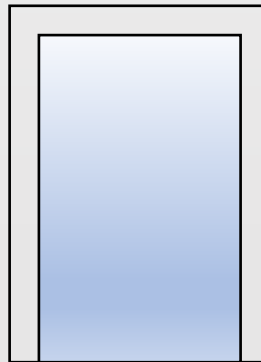
RGBW Lighting

GALAXY SHAFT

1200 Glass Panels



AL6 Glass Max Door



TECHNOLOGY



Screw Drive



EcoSilent



European EN81-41



ELEGANCE + GALAXY +

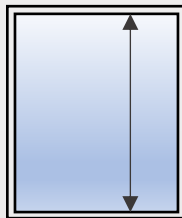


+ PLATFORM


+ SHAFT



1200 Glass Panels



AL6 Glass Max Door



+ LINE FEATURES



Touchscreen



Light Up Acrylic Panel



Dialpad Phone



Emergency Stop Button



Built-In Floor Level Ind.



High Power Fan

TECHNOLOGY




Screw Drive



EcoSilent

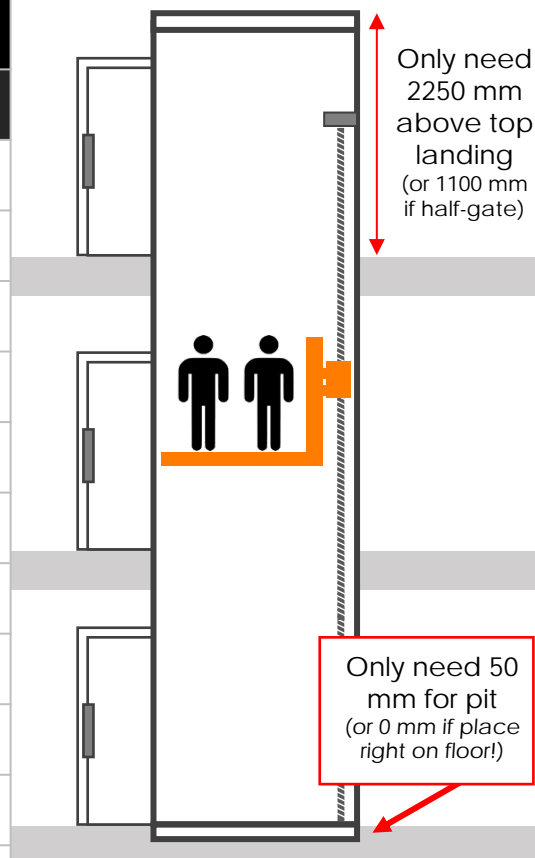


European EN81-41



CUSTOMIZATION AND SIZES

	Platform Size (in mm)		Shaft Size (in mm)		Cut Out Size (in mm)	
	Width	Depth	Width	Depth	Width	Depth
S	600	830	960	872	1020	980
S	800	830	1160	872	1220	980
S	900	830	1260	872	1320	980
S	1000	830	1360	872	1420	980
S	1100	830	1460	872	1520	980
S	800	930	1160	972	1220	1080
S	900	930	1260	972	1320	1080
S	1000	930	1360	972	1420	1080
S	1100	930	1460	972	1520	1080
M	800	1217	1160	1259	1220	1380
M	900	1217	1260	1259	1320	1380
M	1000	1217	1360	1259	1420	1380
M	1100	1217	1460	1259	1520	1380
M	800	1267	1160	1309	1220	1430
M	900	1267	1260	1309	1320	1430
M	1000	1267	1360	1309	1420	1430
M	1100	1267	1460	1309	1520	1430
L	800	1367	1160	1409	1220	1530
L	900	1367	1260	1409	1320	1530
L	1000	1367	1360	1409	1420	1530
L	1100	1367	1460	1409	1520	1530
L	800	1467	1160	1509	1220	1630
L	900	1467	1260	1509	1320	1630
L	1000	1467	1360	1509	1420	1630
L	1100	1467	1460	1509	1520	1630
L	1100	1597	1460	1639	1520	1760




Premium Colors

Choose amongst our range of premium powdercoats with matte, metallic and sparkly finishes



Premium Carpets

Wood Series



Carpet Series





Middle of Stairs
Aurora – Anodic Gold & Glacial Slate

Cibās



Cibās




Sidewall / In a Corner
Aurora



Semi-Outdoor
Gothic Graphite Black



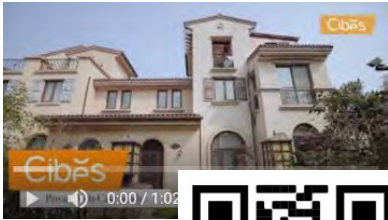
Outdoor
Aurora - Cobalt Blue



Semi-Outdoor
Cibes Elegance +




VIDEOS




MIDDLE OF STAIRS
CLASSIC



MIDDLE OF STAIRS
AURORA



MIDDLE OF STAIRS
GALAXY



SIDEWALL
AURORA



IN A CORNER
CLASSIC



OUTDOOR RESIDENTIAL
CLASSIC




OUTDOOR COMMERCIAL
CLASSIC



DOG IN LIFT
PET HOSPITAL
AURORA



SAFE FOR CHILDREN
CLASSIC



WHEELCHAIR USER
CLASSIC



LIFT IN A SHAFT
CLASSIC



PENTHOUSE LIFT
AURORA



Cibes

CIBES LIFT LLC

DUBAI SHOWROOM

Office 107 Bahwan Plaza
Umm Al Sheif, SZR
Dubai, UAE
Tel: 04 255 9750
Email: info@cibeslifts.me

ABU DHABI SHOWROOM

Office No. 2 Danet Abu Dhabi Tower
Al Sa'adha Street, Danet
Abu Dhabi, UAE
Tel: 02 553 5725
Email: info@cibeslifts.me